

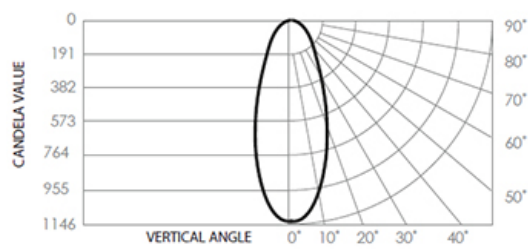
# T900.H Curve LED track light Datasheet



## Product codes

Unit: T900.H	Family: CR	Base type: H-Track	Colour temp. (K): 3K	Beam angle (°): 45	Colour: W (White)
-----------------	---------------	-----------------------	-------------------------	-----------------------	----------------------

## Photometrics



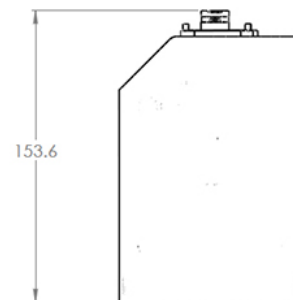
Lumen output: 802lm  
Colour temp.: 3000K  
Efficacy: 49lm/W  
Beam angle: 45°  
CRI: 95

## Dimensions (mm)

Front view



Side view



## Physical

**Weight:**  
700g

**Gimbal angle:**  
90°/360°

**Warranty:**  
7 years

**Type:**  
H-Track

## Electrical

**Input voltage:**  
220-240V

**Power usage:**  
16.5W

**Driver power factor:**  
>0.9

**IP rating:**  
IP40

**Surge protection:**  
3100V

**Dimmable:**  
Yes

**Driver:**  
DRV900S:350-13

## Operational

**Operating temp.:**  
-30 to 81°C

**Average temp.:**  
56°C

**Ambient temp.:**  
-28 to 70°C

**Lifetime:**  
70000 hrs (@TA25)

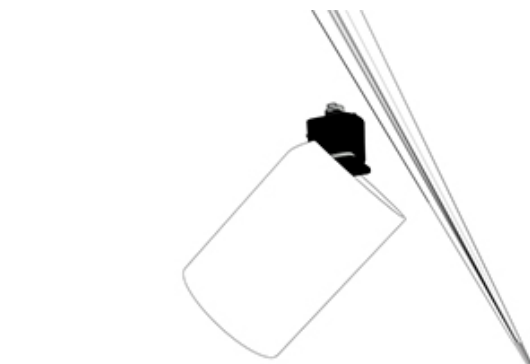
## Compatibility

### Recommended Dimmers:

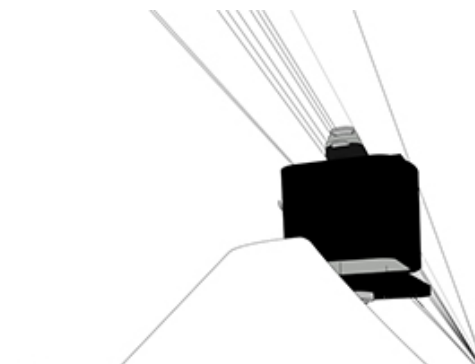
Universal Dimmers  
Trailing Edge Dimmers  
Leading Edge Dimmers  
Dali Dimmers (available on request)

\*Compatible with many centralised control systems such as Clipsal C-Bus. All systems are unique, please call 1300 672 499 for advice on your installation.

## Installation



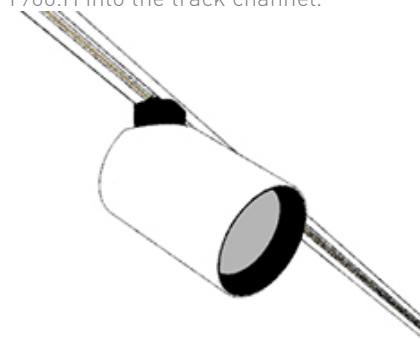
**Step 1**  
Align the T900.H track connector with the track



**Step 2**  
Insert the T900.H into the track channel.



**Step 3**  
Twist the track connector in order to lock into the track channel.



**Step 4**  
Once the light is locked into the track, orientate the luminaire to the desired direction.