D550+ Curve LED downlight
Datasheet

TRU COLOUR

Product codes

Unit:	Series:	Colour temp. (K):	Beam angle (°):	Colour:
D550+	CR	3K 4K	36	B (Black) W (White)

Photometrics

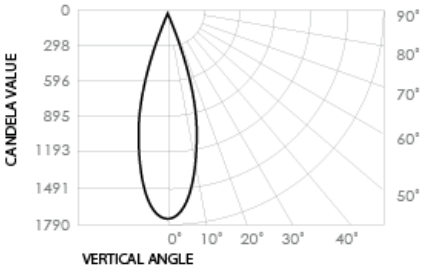

Source lumen output: 592lm
Delivered lumen output: 550lm
Efficacy: 73lm/W
Colour temp.: 3000K
Beam angle: 36°

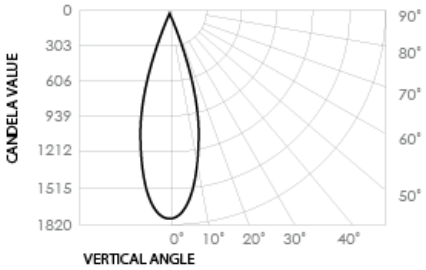

Source lumen output: 604lm
Delivered lumen output: 560lm
Efficacy: 75lm/W
Colour temp.: 4000K
Beam angle: 36°

Dimensions (mm)

Front view

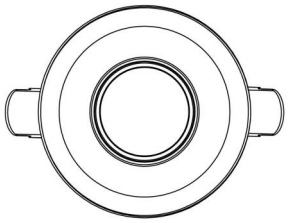

Side view

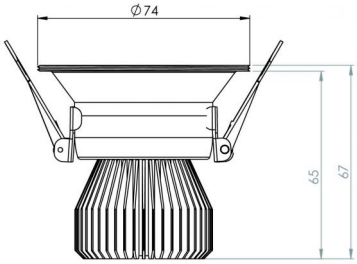

brightgreen™

Electrical

Input voltage:
220-240V

Power usage:
7.5

Driver power factor:
0.9

IP rating:
IP44

Surge protection:
3100V

Cable length:
1.5m

Dimmable:
Yes

Driver:
BG-DRV:A-550/8

Operational

Operating temp.:
-30 to 70ºC

Average temp.:
64ºC

Ambient temp.:
-28 to 50ºC

Lifetime:
70,000 hrs (@TA25)

Thermal rating:
IC

Source Lumens:
592lm or 604lm

Physical

Gimbal angle:
Universal

Warranty:
7 years

Compatibility

Recommended Dimmers:
Compatible with leading home automation systems and dimmers.
Recommended Dimmers:
Universal, Trailing Edge, Leading Edge.
Dali option available on request.

*For more details please refer to:
https://brightgreen.com/digital-driver
All systems are unique, please
call 1300 672 499 for advice on your installation

Installation

Step 1
Using a 70mm hole saw, cut a hole in the ceiling at the desired location.

Step 2
Plug the driver into a mounted general power outlet (GPO) in the ceiling.

Installation

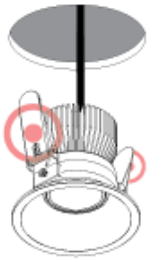

Step 3
Pull back the springs and insert the luminaire into the ceiling cavity. This luminaire can be covered and abutted with insulation.

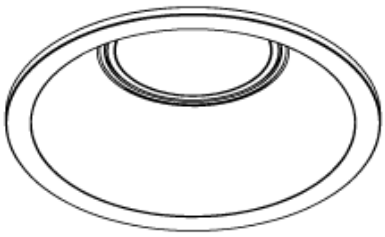

Step 4
Once the light is installed, orient the luminaire using its gimbal to focus the light as required.

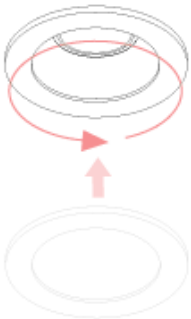

Step 5
For installation with a fascia, align the luminaire with the fascia and screw clockwise until firmly in place.