

## INTERIOR WALL LIGHTS

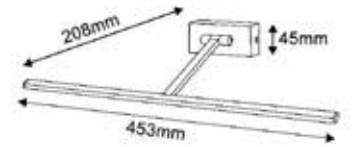


### PARIS

Material: iron  
Satin nickel finish  
180D adjustable hinge at base  
66pc Epistar LED chips

#### GROUP: INWALL

CODE	KELVIN (K)	LUMENS (LM)	WATT (W)	CRI	BEAM ANGLE	IP	DIMM	CARTON QTY
PARIS	3000	360	4.5	80	120°	-	NO	1/12



Back Plate: L 100 x W 45 x D 25mm  
Mounting U Bracket: 90 x 20mm  
Central 25mm cable entry

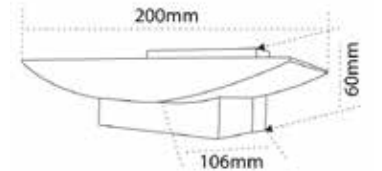


### PHOENIX

Material: iron, aluminium & acrylic  
Matt white finish  
6pcs Chimei LED chips

#### GROUP: INWALL

CODE	KELVIN (K)	LUMENS (LM)	WATT (W)	CRI	BEAM ANGLE	IP	DIMM	CARTON QTY
PHOENIX	3000	660	6	80	120°	IP21	NO	1/12



Back Plate: L 90 x W 60 x D 22mm  
Mounting U Bracket: 100 x 20mm  
25mm cable entry off to one side

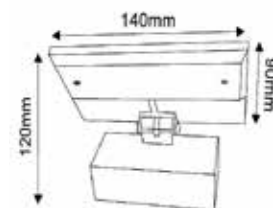


### RIO

Material: white aluminium & acrylic  
Matt white finish  
90D adjustable chrome hinge  
2pcs Bridgelux LED chips

#### GROUP: INWALL

CODE	KELVIN (K)	LUMENS (LM)	WATT (W)	CRI	BEAM ANGLE	IP	DIMM	CARTON QTY
RIO	3000	244	6	80	120°	-	NO	1/12



Back Plate: L 100 x W 45 x D 30mm  
Mounting U Bracket: 90 x 20mm  
25mm cable entry off to on side