

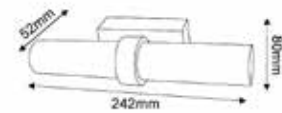



ROME G2

Material: iron, aluminium & acrylic
 Satin chrome with frosted & clear acrylic
 2pc Genesis Photonics

GROUP: INWALL

CODE	KELVIN (K)	LUMENS (LM)	WATT (W)	CRI	BEAM ANGLE	IP	DIMM	CARTON QTY
ROME G2	3000	195	2	80	120°	IP21	NO	1/12



Back Plate: L 100 x W 45 x D 30mm
 Mounting U Bracket: 90 x 20mm
 Central 25mm cable entry

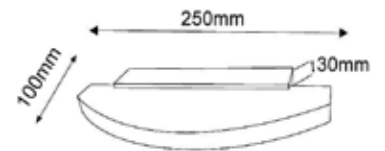


SYDNEY


Material: aluminium & acrylic
 Satin nickel/ frosted acrylic diffuser
 4pcs Chimei LED chips

GROUP: INWALL

CODE	KELVIN (K)	LUMENS (LM)	WATT (W)	CRI	BEAM ANGLE	IP	DIMM	CARTON QTY
SYDNEY	3000	300	4	80	120°	IP23	NO	1/12



Back Plate: L 180 x W 30 x D 35mm
 Mounting U Bracket: 170 x 18mm
 with 2 x 20mm cable entry holes 35mm from each other

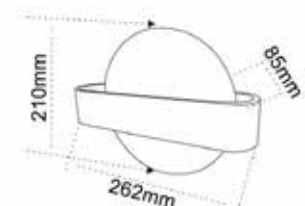


TOKYO

Material: iron, aluminium & acrylic
 6pcs Chimei LED chips
 Fixed reflector

GROUP: INWALL

CODE	KELVIN (K)	LUMENS (LM)	WATT (W)	CRI	BEAM ANGLE	IP	DIMM	CARTON QTY
TOKYO	3000	333	6	80	120°	-	NO	1/12



Back Plate: L 180 x W 60 x D 30mm
 Mounting U Bracket: 170 x 30mm
 Central 7 mm cable entry